




INTERNATIONAL EDITION

business
RESEARCH METHODS



DONALD R. COOPER PAMELA S. SCHINDLER



McGRAW-HILL

Business Research Methods

EIGHTH EDITION

Donald R. Cooper
Florida Atlantic University

Pamela S. Schindler
Wittenberg University



**Mc
Graw
Hill** **McGraw-Hill
Irwin**

Boston Burr Ridge, IL Dubuque, IA Madison, WI New York
San Francisco St. Louis Bangkok Bogotá Caracas Kuala Lumpur
Lisbon London Madrid Mexico City Milan Montreal New Delhi
Santiago Seoul Singapore Sydney Taipei Toronto

Brief Contents

PREFACE VI

PART I

Introduction to Business Research

- 1 Research in Business 2
- 2 Applying Scientific Thinking to Management Problems 30
- 3 The Research Process 62
- 4 The Research Proposal 94
- 5 Ethics in Business Research 118

PART II

The Design of Research

- 6 Design Strategies 144
- 7 Sampling Design 176
- 8 Measurement 218
- 9 Measurement Scales 248

PART III

The Sources and Collection of Data

- 10 Exploring Secondary Data 278
- 11 Survey Methods: Communicating with Participants 316
- 12 Instruments for Participant Communication 354
- 13 Observational Studies 398
- 14 Experimentation 422

PART IV

Analysis and Presentation of Data

- 15 Data Preparation and Description 452
- 16 Exploring, Displaying, and Examining Data 484
- 17 Hypothesis Testing 518
- 18 Measures of Association 566
- 19 Multivariate Analysis: An Overview 608
- 20 Presenting Results: Written and Oral Reports 656

CASES 703

APPENDIXES

- A Core Business Reference Sources, Printed and Electronic 768
- B Decision Theory Problem 781
- C Request for Proposal (RFP): Assessment and Contents 788
- D Sample External Proposal: Seagate Technology 791
- E Sample Student Term Project 803
- F Nonparametric Significance Tests 811
- G Selected Statistical Tables 818

PHOTO CREDITS 830

EXAMPLE INDEX 831

INDEX 843

Contents

PREFACE VI

PART I

Introduction to Business Research

1 Research in Business	2
Bringing Research to Life	3
Why Study Research?	5
What Is Research?	7
<i>CHILDCO</i>	7
<i>NUCMED</i>	7
<i>ColorSplash</i>	8
<i>York College</i>	8
<i>What Is the Dilemma Facing the Manager?</i>	9
<i>What Must the Researcher Accomplish?</i>	10
<i>Is Research Always Problem-Solving Based?</i>	12
<i>Research and the Scientific Method</i>	14
What Is Good Research?	14
The Value of Acquiring Research Skills	19
The Manager-Researcher Relationship	21
<i>Manager-Researcher Contributions</i>	21
<i>Manager-Researcher Conflicts</i>	21
<i>When Research Should Be Avoided</i>	22
Trends in the Research Profession and Management Safeguards	24
SUMMARY	24
KEY TERMS	25
EXAMPLES	25
DISCUSSION QUESTIONS	26
CASES	27
REFERENCE NOTES	27
REFERENCES FOR SNAPSHOTS AND CAPTIONS	27
CLASSIC AND CONTEMPORARY READINGS	28
SNAPSHOTS	
Research and the Valuation of Intangibles	5

Webvan: Online Grocer Needed a Tasty Delivery of Research 7

Conflicting Conclusions 11

PICPROFILES

In Search of Excellence—Ramifications of Faking Data 18

Wal-Mart Stores—Data Warehousing 19

2 Applying Scientific Thinking to Management Problems 30

Bringing Research to Life	31
Styles of Thinking	32
<i>Sources of Knowledge</i>	32
The Thought Process: Reasoning	36
<i>Deduction</i>	36
<i>Induction</i>	37
<i>Combining Induction and Deduction</i>	38
<i>Reflective Thought and the Scientific Method</i>	40
The Scientific Attitude	40
Understanding Theory: Components and Connections	41
<i>Concepts</i>	41
<i>Constructs</i>	43
<i>Definitions</i>	45
<i>Variables</i>	47
<i>Propositions and Hypotheses</i>	50
<i>Theory</i>	54
<i>Models</i>	55
SUMMARY	56
KEY TERMS	57
EXAMPLES	57
DISCUSSION QUESTIONS	57
REFERENCE NOTES	59
REFERENCES FOR SNAPSHOTS AND CAPTIONS	60
CLASSIC AND CONTEMPORARY READINGS	60

SNAPSHOTS

- ITE: Raising Questions about Danger 42
 Marriott: What Is Concierge Service? 45
 AbioCor: A New Beat for Damaged Hearts 50

3 The Research Process 62

- Bringing Research to Life 63
 The Research Process 64
 The Management-Research Question Hierarchy 66
The Management Question 69
Exploration 72
 Research Process Problems 79
The Favored Technique Syndrome 79
Company Database Strip-Mining 79
Unresearchable Questions 80
Ill-Defined Management Problems 80
Politically Motivated Research 80
 Designing the Study 81
 Sampling Design 82
 Resource Allocation and Budgets 82
 Valuing Research Information 83
Evaluation Methods 83
 The Research Proposal 84
Proposal Content 85
 Pilot Testing 86
 Data Collection 87
 Analysis and Interpretation 87
 Reporting the Results 88
 SUMMARY 89
 KEY TERMS 90
 EXAMPLES 90
 DISCUSSION QUESTIONS 91
 CASES 92
 REFERENCE NOTES 92
 REFERENCES FOR SNAPSHOTS AND CAPTIONS 93
 CLASSIC AND CONTEMPORARY READINGS 93
 SNAPSHOTS
 Aquatred 3: Can It Surf to Higher Profits? 70

Grilled Cheese Sandwiches and the Dairy Fairy 81

PICPROFILE

- Poly Vision—Whiteboard Planning 74
 CLOSE-UP
 MindWriter—Planning the Process 76

4 The Research Proposal 94

- Bringing Research to Life 95
 The Purpose of the Research Proposal 96
 Sponsor Uses 96
 Researcher Benefits 97
 Types of Research Proposals 98
Internal Proposals 100
External Proposals 100
 Structuring the Research Proposal 101
Executive Summary 101
Problem Statement 101
Research Objectives 101
Literature Review 101
Importance/Benefits of the Study 102
Research Design 102
Data Analysis 102
Nature and Form of Results 103
Qualifications of Researchers 103
Budget 104
Schedule 106
Facilities and Special Resources 107
Project Management 107
Bibliography 109
Appendixes 109
 Evaluating the Research Proposal 111
 SUMMARY 114
 KEY TERMS 114
 EXAMPLES 114
 DISCUSSION QUESTIONS 115
 CASES 116
 REFERENCE NOTES 116
 REFERENCES FOR SNAPSHOTS AND CAPTIONS 116

CLASSIC AND CONTEMPORARY READINGS	116	CLOSE-UP	
SNAPSHOTS		Do Data Warehouses Challenge Fair Play?	131
Pebble Beach: Finding the Link to Five-Star Service	103		
Bissell: Small, Yet Powerful	104		
5 Ethics in Business Research	118	PART II	
Bringing Research to Life	119	The Design of Research	
What Are Research Ethics?	120	6 Design Strategies	144
Ethical Treatment of Participants	121	Bringing Research to Life	145
Benefits	121	What Is Research Design?	146
Deception	121	Classification of Designs	146
Informed Consent	123	Exploratory Studies	151
Debriefing Participants	123	Qualitative Techniques	151
Rights to Privacy	125	Secondary Data Analysis	152
Data Collection in Cyberspace	126	Experience Survey	153
Ethics and the Sponsor	128	Focus Groups	155
Confidentiality	128	Two-Stage Design	160
Right to Quality Research	129	Descriptive Studies	161
Sponsor's Ethics	129	Causal Studies	162
Researchers and Team Members	130	The Concept of Cause	163
Safety	130	Causal Relationships	165
Ethical Behavior of Assistants	131	Testing Causal Hypotheses	166
Protection of Anonymity	131	SUMMARY	170
Professional Standards	133	KEY TERMS	171
Resources for Ethical Awareness	134	EXAMPLES	171
SUMMARY	135	DISCUSSION QUESTIONS	173
KEY TERMS	136	CASES	174
EXAMPLES	136	REFERENCE NOTES	174
DISCUSSION QUESTIONS	137	REFERENCES FOR SNAPSHOTS AND CAPTIONS	175
CASES	140	CLASSIC AND CONTEMPORARY READINGS	175
REFERENCE NOTES	140	SNAPSHOTS	
REFERENCES FOR SNAPSHOTS AND CAPTIONS	140	The Second Global Entrepreneurship Monitor (GEM)	148
CLASSIC AND CONTEMPORARY READINGS	141	John Deere and Co.: Environmental Scanning	149
SNAPSHOTS		Smith Barney's Benchmark Job Environment Research	153
Staples: Held Together with Ethics?	123	Kool-Aid Regains Its Smile	161
The Death of Consent	125	CLOSE-UP	
Revving Information with Alliances	127	Qualitative Research with Children	158
PICTURE PROFILE			
P&G—Competitive Intelligence	120		

- 7 Sampling Design** 176
- Bringing Research to Life 177
 - The Nature of Sampling 179
 - Why Sample? 179
 - What Is a Good Sample? 181
 - Types of Sample Design 182
 - Probability Sampling 184
 - Steps in Sampling Design 184
 - Complex Probability Sampling 192
 - Systematic Sampling 192
 - Stratified Sampling 193
 - Cluster Sampling 196
 - Double Sampling 198
 - Nonprobability Sampling 198
 - Practical Considerations 200
 - Methods 200
 - SUMMARY 210
 - KEY TERMS 212
 - EXAMPLES 212
 - DISCUSSION QUESTIONS 213
 - CASES 215
 - REFERENCE NOTES 215
 - REFERENCES FOR SNAPSHOTS AND CAPTIONS 216
 - CLASSIC AND CONTEMPORARY READINGS 216
 - SNAPSHOTS
 - Terrorism and the News 180
 - The Right Sample for Studying Sex Education 185
 - Sampling the Census 191
 - IRI's Wal-Mart Solution 194
 - CLOSE-UP
 - Applying Concepts 203
- 8 Measurement** 218
- Bringing Research to Life 219
 - The Nature of Measurement 221
 - What Is Measured? 222
 - Data Types 222
 - Nominal Data 223
 - Ordinal Data 225
 - Interval Data 227
 - Ratio Data 228
 - Sources of Measurement Differences 229
 - Error Sources 229
 - The Characteristics of Sound Measurement 231
 - Validity 231
 - Reliability 236
 - Practicality 240
 - SUMMARY 243
 - KEY TERMS 244
 - EXAMPLES 244
 - DISCUSSION QUESTIONS 245
 - CASES 246
 - REFERENCE NOTES 246
 - REFERENCES FOR SNAPSHOTS AND CAPTIONS 247
 - CLASSIC AND CONTEMPORARY READINGS 247
 - SNAPSHOTS
 - Measuring Attitudes about Copyright Infringement 230
 - Surfing for the Perfect Measurement 236
 - PICPROFILE
 - Hart Research Assoc.—AFL-CIO Study 233
 - CLOSE-UP
 - White Ice Measurement 241
- 9 Measurement Scales** 248
- Bringing Research to Life 249
 - The Nature of Measurement Scales 250
 - Scaling Defined 250
 - Scale Selection 250
 - Response Methods 252
 - Rating Scales 252
 - Ranking Scales 257
 - Measurement Scale Construction 260
 - Arbitrary Scaling 260
 - Consensus Scaling 261
 - Item Analysis Scaling 262
 - Cumulative Scaling 263
 - Factor Scaling 264
 - Advanced Scaling Techniques 268

SUMMARY	271
KEY TERMS	272
EXAMPLES	273
DISCUSSION QUESTIONS	273
CASES	275
REFERENCE NOTES	275
REFERENCES FOR SNAPSHOTS AND CAPTIONS	276
CLASSIC AND CONTEMPORARY READINGS	276
SNAPSHOTS	
Mastering Leadership in Education	258
A Survey of Controversy: RU486	264
CLOSE-UP	
MindWriter Revisited	270

PART III

The Sources and Collection of Data

10 Exploring Secondary Data 278

Bringing Research to Life	279
The Exploratory Phase Search Strategy	280
<i>Levels of Information</i>	281
<i>Types of Information Sources</i>	283
<i>Evaluating Information Sources</i>	284
<i>Searching a Bibliographic Database</i>	287
<i>Searching the World Wide Web for Information</i>	290
<i>Searching for Specific Types of Information on the Web</i>	294
Government Information	295
Mining Internal Sources	300
Evolution of Data Mining	301
Data-Mining Techniques	303
Data-Mining Process	307
SUMMARY	309
KEY TERMS	310
EXAMPLES	311
DISCUSSION QUESTIONS	312
CASES	313
REFERENCE NOTES	313
REFERENCES FOR SNAPSHOTS AND CAPTIONS	314

CLASSIC AND CONTEMPORARY READINGS 314

SNAPSHOT

Will XP Release a Hailstorm of Abuse
with Passport? 300

PICPROFILE

Space Imaging—Planning the Sidney
Olympics 294

CLOSE-UP

Advanced Searching 288

11 Survey Methods: Communicating with Participants 316

Bringing Research to Life	317
Characteristics of the Communication Approach	319
<i>Choosing a Communication Method</i>	323
Personal Interviewing	323
<i>Evaluation of the Personal Interview</i>	325
<i>Increasing Participation</i>	326
<i>Interview Problems</i>	332
Telephone Interviewing	335
<i>Evaluation of the Telephone Interview</i>	335
<i>Telephone Interview Trends</i>	338
Self-Administered Surveys	339
Costs	341
<i>Sample Accessibility</i>	341
<i>Careful Consideration</i>	341
Anonymity	341
Topic Coverage	341
Nonresponse Error	342
Reducing Nonresponse Error	342
Maximizing the Mail Survey	344
Self-Administered Survey Trends	345
Selecting an Optimal Method	346
Outsourcing Survey Services	347
SUMMARY	348
KEY TERMS	349
EXAMPLES	349
DISCUSSION QUESTIONS	350
CASES	351
REFERENCE NOTES	351

- REFERENCES FOR SNAPSHOTS
AND CAPTIONS 353
- CLASSIC AND CONTEMPORARY READINGS 353
- SNAPSHOTS
- Personal Interviews Provide Relief 329
- A Zap-Attack on Telephone Surveys 339
- PICPROFILES
- Rubinstein Consulting—Worker Analysis for
Finnish Harbormaster 325
- RTI International—CATI 336
- 12 Instruments for Participant
Communication 354**
- Bringing Research to Life 355
- Developing the Instrument Design Strategy 356
- Management-Research Question Hierarchy
Revisited: Phase 1 357
- Type of Data* 360
- Communication Approach* 360
- Question Structure* 361
- Disguising Objectives and Sponsors* 362
- Preliminary Analysis Plan* 364
- Constructing and Refining the Measurement
Questions: Phase 2 364
- Question Content* 364
- Question Wording* 369
- Response Strategy* 373
- Response Strategies Illustrated* 375
- Sources of Existing Questions* 380
- Drafting and Refining the Instrument:
Phase 3 382
- Introduction and Participant Screening* 383
- Measurement Question Sequencing* 384
- Instructions* 386
- Conclusion* 387
- Overcoming Instrument Problems* 387
- The Value of Pretesting* 388
- Pretesting Options* 390
- SUMMARY 391
- KEY TERMS 393
- EXAMPLES 393
- DISCUSSION QUESTIONS 394
- CASES 396
- REFERENCE NOTES 396
- REFERENCES FOR SNAPSHOTS
AND CAPTIONS 397
- CLASSIC AND CONTEMPORARY READINGS 397
- SNAPSHOTS
- Express Data at \$750 per Question* 361
- KNowSanDiego 380
- PICPROFILES
- Informative/Nortel Networks—Online
Survey 384
- RTI International—Web-Enabled Panel 387
- CLOSE-UP
- Instrument Design for MindWriter 359
- 13 Observational Studies 398**
- Bringing Research to Life 399
- The Uses of Observation 400
- Nonbehavioral Observation* 404
- Behavioral Observation* 404
- Evaluation of the Observational Method 405
- The Observer-Participant Relationship 406
- Directness of Observation* 406
- Concealment* 407
- Participation* 409
- Conducting an Observational Study 409
- The Type of Study* 409
- Content Specification* 411
- Observer Training* 413
- Data Collection* 413
- Unobtrusive Measures 415
- SUMMARY 417
- KEY TERMS 418
- EXAMPLES 418
- DISCUSSION QUESTIONS 419
- CASES 420
- REFERENCE NOTES 420
- REFERENCES FOR SNAPSHOTS
AND CAPTIONS 421
- CLASSIC AND CONTEMPORARY READINGS 421
- SNAPSHOTS
- Progressive Wants Your Autograph™* 408

- Pervasive Commerce: Science Fiction or Our Future? 412
- Envirosell: Studies Reveal Left-Hand Retail 414
- PICPROFILES
- Morgenstern's TaskMasters—Space Use Research 404
- Nielsen Media Research—People Meter 407
- Point of Purchase Advertising Institute—Display Audits 408
- CLOSE-UP
- Designing the Observational Study 415
- 14 Experimentation 422**
- Bringing Research to Life 423
- What Is Experimentation? 424
- An Evaluation of Experiments 426
- Advantages* 426
- Disadvantages* 427
- Conducting an Experiment 427
- Selecting Relevant Variables* 427
- Specifying the Levels of Treatment* 428
- Controlling the Experimental Environment* 429
- Choosing the Experimental Design* 429
- Selecting and Assigning Subjects* 429
- Pilot-Testing, Revising, and Testing* 431
- Analyzing the Data* 432
- Validity in Experimentation 432
- Internal Validity* 432
- External Validity* 434
- Experimental Research Designs 435
- Pre-Experimental Designs* 435
- True Experimental Designs* 437
- Extensions of True Experimental Designs* 438
- Field Experiments: Quasi- or Semi-Experiments* 443
- SUMMARY 446
- KEY TERMS 447
- EXAMPLES 447
- DISCUSSION QUESTIONS 448
- CASES 449
- REFERENCE NOTES 449
- REFERENCES FOR SNAPSHOTS AND CAPTIONS 450
- CLASSIC AND CONTEMPORARY READINGS 450
- SNAPSHOTS
- Effect of Magazine Advertising on Sales 430
- Vanguard Experiments with Philips Electronics' 401k Savings Rates 437
- A Nose for Problem Odors 440
- Business Experiments on the Web? 443
- PICPROFILE
- FLOORgraphics—Spaghetti Os 439
- CLOSE-UP
- A Job Enrichment Quasi-Experiment 445
- PART IV**
- Analysis and Presentation of Data**
- 15 Data Preparation and Description 452**
- Bringing Research to Life 453
- Introduction 454
- Editing 455
- Field Editing* 455
- Central Editing* 456
- Coding 456
- Coding Rules* 456
- Codebook Construction* 457
- Coding Closed Questions* 459
- Coding Open-Ended Questions* 460
- Using Content Analysis for Open Questions* 460
- "Don't Know" Responses* 464
- Data Entry 466
- Data Entry Formats* 470
- Descriptive Statistical Summaries 472
- Describing Distributions* 472
- Measures of Location* 474
- Measures of Spread* 475
- Measures of Shape* 476
- SUMMARY 477
- KEY TERMS 478
- EXAMPLES 478
- DISCUSSION QUESTIONS 479

- CASES 481
- REFERENCE NOTES 481
- REFERENCES FOR SNAPSHOTS AND CAPTIONS 481
- CLASSIC AND CONTEMPORARY READINGS 482
- SNAPSHOTS
- What's the Real Content of a Message? 460
- VNS: A Black Eye for Research 466
- Intelligence in Real Time 470
- PICPROFILE
- Princess Cruises—Scannable Surveys 468
- 16 Exploring, Displaying, and Examining Data 484**
- Bringing Research to Life 485
- Introduction 486
- Exploratory Data Analysis 486
- Frequency Tables, Bar Charts, and Pie Charts* 488
- Histograms* 489
- Stem-and-Leaf Displays* 491
- Boxplots* 492
- Transformation* 496
- Improvement and Control Analysis 498
- Types of Control Charts* 499
- Geographic Information Systems 503
- Integrating Information* 504
- Capturing Data* 504
- Projection* 505
- Modeling* 505
- Cross-Tabulation 505
- The Use of Percentages* 506
- Other Table-Based Analysis* 508
- SUMMARY 510
- KEY TERMS 511
- EXAMPLES 511
- DISCUSSION QUESTIONS 512
- CASES 515
- REFERENCE NOTES 516
- REFERENCES FOR SNAPSHOTS AND CAPTIONS 516
- CLASSIC AND CONTEMPORARY READINGS 517
- SNAPSHOTS
- Does a Dummy Ever Lie? 502
- Saving Lives with Research 505
- Measuring Financial Potential in Small Business 508
- PICPROFILE
- FEMA—Utility Outages on September 11, 2001 504
- 17 Hypothesis Testing 518**
- Bringing Research to Life 519
- Introduction 520
- Hypothesis Testing 521
- Testing Approaches* 521
- Statistical Significance* 521
- The Logic of Hypothesis Testing* 523
- Statistical Testing Procedures* 529
- Probability Values (p Values)* 530
- Tests of Significance 530
- Types of Tests* 531
- How to Select a Test* 532
- One-Sample Tests* 534
- Two Independent Samples Tests* 538
- Two Related Samples Test* 542
- k Independent Samples Tests* 546
- k Related Samples Case* 554
- SUMMARY 556
- KEY TERMS 558
- EXAMPLES 558
- DISCUSSION QUESTIONS 559
- CASES 564
- REFERENCE NOTES 564
- REFERENCES FOR SNAPSHOTS AND CAPTIONS 565
- CLASSIC AND CONTEMPORARY READINGS 565
- SNAPSHOTS
- Content Analysis Unreels Drug Use in Movies 531

- Ramping Up Skate Sales 538
- Ergonomics or Economics: Toothbrushes Go on Steroids 539
- So, You Are a Gemini? Maybe I Should Drive 543
- 18 Measures of Association 566**
- Bringing Research to Life 567
- Introduction 569
- Bivariate Correlation Analysis 570
- Pearson's Product Moment Coefficient r* 570
- Scatterplots for Exploring Relationships* 571
- The Assumptions of r* 574
- Computation and Testing of r* 574
- Correlation Matrix* 577
- Interpretation of Correlations* 578
- Bivariate Linear Regression 580
- The Basic Model* 580
- Concept Application* 581
- Method of Least Squares* 584
- Predictions* 587
- Testing the Goodness of Fit* 588
- Nonparametric Measures of Association 592
- Measures for Nominal Data* 592
- Measures for Ordinal Data* 596
- SUMMARY 601
- KEY TERMS 602
- EXAMPLES 602
- DISCUSSION QUESTIONS 603
- CASES 606
- REFERENCE NOTES 606
- REFERENCES FOR SNAPSHOTS AND CAPTIONS 607
- CLASSIC AND CONTEMPORARY READINGS 607
- SNAPSHOTS
- What's a Business Education without Wine? 587
- Speedpass Is McD-Iment 596
- 19 Multivariate Analysis: An Overview 608**
- Bringing Research to Life 609
- Introduction 610
- Selecting a Multivariate Technique 611
- Dependency Techniques 613
- Multiple Regression* 613
- Discriminant Analysis* 618
- MANOVA 619
- LISREL 623
- Conjoint Analysis* 631
- Interdependency Techniques 635
- Factor Analysis* 635
- Cluster Analysis* 640
- Multidimensional Scaling* 643
- SUMMARY 650
- KEY TERMS 651
- EXAMPLES 651
- DISCUSSION QUESTIONS 652
- CASES 654
- REFERENCE NOTES 654
- REFERENCES FOR SNAPSHOTS AND CAPTIONS 655
- CLASSIC AND CONTEMPORARY READINGS 655
- SNAPSHOTS
- Teeing Up a New Strategic Direction 617
- Insider Information 635
- The Mail as a "Super" E-Business 640
- CLOSE-UP
- Simalto+Plus™ 646
- 20 Presenting Results: Written and Oral Reports 656**
- Bringing Research to Life 657
- The Written Research Report 658
- Short Reports* 658
- Long Reports* 659
- Research Report Components 660
- Prefatory Items* 660
- Introduction* 662
- Methodology* 663
- Findings* 664
- Conclusions* 665
- Appendixes* 665
- Bibliography* 665

Writing the Report	665
<i>Prewriting Concerns</i>	665
<i>Writing the Draft</i>	667
<i>Presentation Considerations</i>	672
Presentation of Statistics	685
<i>Text Presentation</i>	685
<i>Semitabular Presentation</i>	685
<i>Tabular Presentation</i>	685
<i>Graphics</i>	686
Oral Presentations	692
<i>Preparation</i>	693
<i>Delivery</i>	696
<i>Audiovisuals</i>	697
SUMMARY	699
KEY TERMS	700
EXAMPLES	700
DISCUSSION QUESTIONS	700
CASES	701
REFERENCE NOTES	702
REFERENCES FOR SNAPSHOTS AND CAPTIONS	702
CLASSIC AND CONTEMPORARY READINGS	702
SNAPSHOTS	
Online Reporting	659
Cooking Up Credibility	666
Overcoming the Jitters	697
PICPROFILE	
Crystal Graphics—PowerPlugs	695
CLOSE-UP	
MindWriter Written Report	673

CASES 703**APPENDIXES**

A	Core Business Reference Sources, Printed and Electronic	768
B	Decision Theory Problem	781
C	Request for Proposal (RFP): Assessment and Contents	788
D	Sample External Proposal: Seagate Technology	791
E	Sample Student Term Project	803
F	Nonparametric Significance Tests	811
G	Selected Statistical Tables	818

PHOTO CREDITS 830

EXAMPLES INDEX 831

INDEX 843

Index

- A**
- A priori contrasts, 549
 - ABI/Inform, 287
 - Abstraction, 54, 87
 - Academy of Management, 133
 - Accessibility problems, 329, 332
 - Accretion, 417
 - Accuracy, 179, 181, 367
 - Active factors, 439
 - Activity analysis, 404
 - Administrative questions, 361
 - Advanced scaling techniques, 268–269
 - AgriComp (case), 707–708
 - AID; *see* Automatic interaction detection
 - AIDS Rates for Females (case), 708
 - Aliasing, 463
 - Alphanumeric code, 456
 - Alternative alternatives, 373
 - Alternative hypothesis, 523
 - Alternative response strategies, 376, 388
 - American Association of Advertising Agencies, 133
 - American Association of Engineering Societies, 133
 - American Association for Public Opinion Research, 133
 - American Bankers Association, 133
 - American Institute of Certified Public Accountants, 133
 - American Institute for Chartered Property Casualty Underwriters, 133
 - American Marketing Association, 133
 - American Political Science Association, 133
 - American Psychological Association, 123, 133
 - American Society for Chartered Life Underwriters, 133
 - American Society for Public Administration, 133
 - American Sociological Association, 133
 - Analysis; *see also* Data analysis
 - content, 157, 404, 460–466
 - research process and, 487
 - Analysis of variance (ANOVA), 442, 589
 - one way, 546–548
 - repeat-measures, 554
 - two-way, 552–553
 - Anonymity, protection of, 130–131
 - ANOVA; *see* Analysis of variance
 - Answering machines, 338
 - Appendixes, 665
 - in research proposals, 109
 - in research reports, 665
 - Applied research, 12
 - Appropriateness, 457
 - Arbitrary scales, 252, 260–261
 - Area chart, 689
 - Area sampling, 196
 - Area of standard normal distribution (table), 819
 - Argument, 36
 - Artifact correlations, 578–579
 - Artificial neural networks (ANN), 306
 - Assistants, ethical behavior of, 131
 - Association, 305–306; *see also* Measures of association
 - Association for Investment Management and Research, 133
 - Assumptions of r , 574
 - Asymmetrical relationship, 165–166
 - Attributes data, 499
 - Audience, 286–287
 - Audiovisuals (AV), 694–695, 697–699
 - Authority, 286
 - Authorization letter, 662
 - Automatic interaction detection (AID), 306, 509, 613
 - Average difference, 543
 - Average linkage method, 642
 - Averaging out and folding back process, 783
- B**
- Background material, 662–663
 - Backward elimination, 615
 - Bacon, Sir Francis, 33
 - Balance (general vs. specific), 368
 - Bar charts, 488–489, 690–691
 - Bar code, 468
 - Bartlett-Box F , 621
 - Bartlett's test of sphericity, 622
 - Base report, 659
 - Basic research, 12
 - Bayesian statistics, 521
 - BBQ Product Crosses Over the Lines of Varied Tastes (case), 708–709
 - Behavior
 - defined, 167
 - extralinguistic, 402
 - linguistic, 402
 - nonverbal, 402
 - predicting through data mining, 303
 - Behavioral observation, 402, 404–405
 - Belmont Report (1979), 133
 - Benefits of research
 - discussing with participants, 121
 - specifying in research proposals, 102
 - Bentley College, Center for Business Ethics, 134
 - Beta weights, 614
 - Between-group variance, 547
 - Bias, 238
 - freedom from, 233
 - halo effect and, 257
 - interviewer error and, 334
 - observer-subject relationship and, 406
 - physical presence bias, 334
 - in wording of questions, 372
 - Bibliographies, 283, 665, 667
 - citing electronic sources in, 668–669
 - database, 287–288
 - online, 287–288
 - in research proposals, 109
 - in research reports, 665, 667
 - searching databases of, 287–290
 - web search vs., 291
 - Bimodal distribution, 475
 - Binning, 472
 - Binomial one-sample, 534
 - Bivariate correlation analysis, 570–579
 - assumptions of r , 574
 - computation and testing of r , 574–577
 - correlation matrix, 577–578
 - interpretation of correlations, 578–579
 - Pearson's correlation coefficient, 570–571
 - scatterplots, 571–574
 - Bivariate linear regression, 580–591
 - basic model, 580–581
 - as compared to regression, 580
 - concept application, 581–583
 - method of least squares, 584–587
 - predictions, 587–588
 - testing goodness of fit, 588–591
 - Bivariate normal distribution, 574
 - Blind subjects, 429
 - Blocking factors, 439
 - Boolean logic, 289–290
 - Box-and-whisker plot, 492–495
 - Boxplots, 475, 492–495
 - diagnostics with, 495
 - Branched question, 384
 - The Brazing Operation (case), 757
 - Briefings, 692

- Budgets; *see also* Costs
 in proposals, 104–106
 for research, 82–83
 valuing research information, 83–84
- Buffer questions, 385
- Business data, 302
- Business research; *see also* Research
 as decision-driven, 22–23
 defined, 5, 7
 descriptive research and, 13
 ethics in; *see* Ethics in business research
 management safeguards for, 23–24
 manager-research relationship and, 21–23
 scientific method and, 14–19
 solving management problems using, 7–9
 trends in, 23–24
 when to avoid, 22–23
- Business Roundtable, 133
- C**
- C-chart, 499, 502
- Callbacks, 332
- Calling up Attendance: TeleCenter System Users Forum (case), 709–711
- Can This Study Be Saved? (case), 711–712
- Case studies, 150, 152
- Case(s), 50
- Cases
 AgriComp, 707–708
 AIDS Rates for Females, 708
 BBQ Product Crosses Over the Lines of Varied Tastes, 708–709
 Brazing Operation, 757
 Calling up Attendance: TeleCenter System Users Forum, 709–711
 Can This Study Be Saved?, 711–712
 The Catalyst for Women in Financial Services, 758–760
 A Gem of a Study, 704–706
 Healthy Lifestyles, 712–713
 HiTech Engineering, 713–714
 Inquiring Minds Want to Know-Now!, 714–720
 McDonald's Tests Catfish Sandwich, 728
 Master Teacher Leadership, 720–725
 Medical Laboratories, 728–729
 NCR: Teeing Up a New Strategic Direction, 730–745
 Overdue Bills, 746
 Performance Evaluations, 746–748
 Ramada Demonstrates Its Personal Best, 748–750
 Retailers Unhappy with Displays from Manufacturers, 750–751
 Rubbergate, 751–752
- State Farm: Dangerous Intersections on the Road to Loss Prevention, 752–755
- Sturges Division, 755–757
- T-Shirt Designs, 760–762
- Violence on TV, 762–763
- Waste Paper, 764
- Workload Ratings, 765
- Xerox Abuses, 765–766
- The Catalyst for Women in Financial Services (case), 758–760
- Categories (coding), 456
- Categorization, 251, 456
- Causal hypotheses, 51
 testing of, 166–168
- Causal methods, 424
- Causal relationships, 165–166, 626
- Causal studies, 149, 162–170
 causal relationships and, 165–166
 concept of causation and, 163–164
 testing causal hypotheses and, 166–168
- Causation
 concept of, 163–164
 ex post facto design and, 168–170
 experimental design and, 166–168
 post hoc fallacy, 170
- Cells, 505
- Census, 179
 sampling compared to, 181
- Center for Business Ethics at Bentley College, 134
- Center (central tendency), 474
- Center for Ethics and Business at Loyola Marymount University, 134
- Central editing, 456
- Central limit theorem, 207
- Central tendency, 474
- Central tendency error, 256–257
- Centroids, 620
- Certified Financial Planner Board of Standards, 133
- Chalkboards, 697
- Chartered Financial Consultants, 133
- Checklist, 253, 376, 379, 381
 observational, 410, 416
- Chi-square automatic interaction detection (CHAID), 306
- Chi-square-based measures, 592–593
 contingency coefficient *C*, 593
 Cramer's *V*, 593
 phi, 593
- Chi-square test, 536–538, 540
- Circular definitions, 45
- Citing sources
 electronic and online, 668–669
 written reports, 665
- Classical statistics, 521
- Classification, 305–306
- Classification principle, 456–457
- Classification questions, 361–362
- Classification and regression trees (CART), 306
- Closed questions, 362, 459–460
 coding, 459–460
- Closed responses, 373
- Cluster analysis, 613, 640–643
- Cluster sample, 199
- Cluster sampling, 196–198
 area sampling, 196
 designing of, 196–198
- Clustering, 305
- Cochran *Q* test, 556
- Cochran's *C*, 621
- Code of ethics, 133
- Code of Federal Regulations (CFR), 298
- Codebook, 457
- Coding, 456–466
 closed questions, 459–460
 codebook construction, 457–459
 content analysis and, 460–463
 don't know (DK) responses, 464–466
 open-ended questions, 460
 rules for, 456–457
- Coding scheme, 457
- Coefficients
 correlation, 578–579
 of determination, 575, 589–590
 regression, 581
 standardized, 614
- Cohort groups, 150
- Collaborative pretests, 391
- Collinearity, 617
- Common variance, 575–576
- Communalities, 636
- Communication approaches, 319–323; *see also* Survey methods
 applications for, 319–321
 characteristics of, 319–323
 comparison of, 324, 346
 instrument design strategy, 360–361, 382
 sample components of, 383
 selecting method of, 323, 346–347
 shortcomings of, 322
- Company database strip-mining, 79
- Comparative scale, 258, 260
- Competing models strategy, 624
- Completely randomized design, 439–440
- Complex probability sampling, 192–198
- Complexity, 54
- Composite-standard method, 260
- Comprehensibility of writing, 671–672
- Computation and testing of *n*, 574–577
- Computer-administered telephone survey, 335
- Computer animation, 698
- Computer-assisted personal interviewing (CAPI), 326

- Computer-assisted telephone interviewing (CATI), 335
- Computer-delivered surveys, 339
- Computer-drawn visuals, 698
- Computer surveying, 343
- Concealment of observation, 407-408
- Concentration, 413
- Concepts, 41-43
 - of causation, 163-164
 - defined, 41
 - importance to research, 43
 - objects and properties and, 222
 - probability sampling, 203-210
 - problems in using, 43
 - sources of, 42
- Conceptual dimension, 379
- Conceptual scheme, 45
- Conclusions, report, 665
- Concordant pairs, 597
- Concurrent validity, 232
- Conditions of certainty, 781
- Conditions of uncertainty, 781-782
- Confidence band, 588
- Confidence interval, 205, 207
- Confidentiality
 - participants and subjects, 125-126
 - sponsors and, 128
- Confirmation bias, 624
- Confirmatory data analysis, 487
- Confirmatory factor analysis (CFA), 627
- Conflicts, in manager-research relationship, 21-22
- Congressional bills, 298
- Congressional Directory*, 298
- Conjoint analysis, 269, 631-635
 - as multivariate dependency technique, 631-635
 - as scaling technique, 269
- Consensus, 260
- Consensus methods, 260
- Consensus scaling, 252, 261-262
- Construct, 43-45, 47
- Construct validity, 234-236
- Constructing scales, 252, 260-267
 - advanced scaling techniques, 268-269
 - arbitrary scales, 260-261
 - consensus scaling, 261-262
 - cumulative scaling, 263-264
 - factor scaling, 264-266
 - item analysis, 262-263
- Content
 - of measurement questions, 364-369
 - of observations, 411-412
- Content analysis, 157, 404, 460-463
 - open questions and, 460-463
- Content validity, 231-233
- Contingency coefficient *C*, 593
- Contingency tables, 506
- Continuous variables, 47
- Control, 12, 166
 - frequency control, 202
 - precision control, 202
- Control charts, 499-503
 - selection of, 500
 - types/characteristics of, 499-503
- Control groups, 167, 428
- Control variables, 49, 508
- Controlled, 13
- Controlled vocabulary, 291
- Controls
 - experimental design and, 167
 - extraneous variables as, 49
 - predictive study and, 12
 - research design and, 149
- Convenience of measurement process, 240
- Convenience samples, 192
- Convergent validity, 234
- Correction for attenuation, 234
- Correlation coefficient, 578-579
- Correlation matrix, 577-578
- Correlational hypotheses, 51-52
- Correlational study, 11, 161
- Correlations, interpretation of, 578-579
- Costs
 - interviewing and, 326, 334-335
 - for probability sampling, 191-192
 - in research proposals, 104-106
 - sampling and, 179
- Count charts, 502
- Covariance, 574
- Covariance analysis, 442
- Covey, Stephen R., 35
- Cramer's *V*, 593
- Criterion-related validity, 233-234
- Critical path method (CPM), 106-107
- Critical value, 527, 529; *see also* Statistical tables
- Cronbach's alpha, 237, 239, 628
- Cross-products matrices, 622
- Cross-sectional studies, 149
- Cross-tabulation, 169, 505-510
- Cross-validation approach, 624
- Cumulative approach, 252
- Cumulative scales, 252, 260, 263-264
- Cyberspace, data collection in, 126-128
- D**
- Data, 87; *see also* Primary data; Secondary data
 - coding, 456-466
 - defined, 87
 - editing, 455-456
 - entering, 466-472
 - preparation of; *see* Data preparation
 - properties of, 251
 - published data, 72
- Data analysis, 87-88, 102-104, 663
 - bivariate; *see* Bivariate correlation analysis; Bivariate linear regression
 - confirmatory, 487
 - cross-tabulation and, 169, 505-510
 - use of percentages, 506-507
 - describing in written reports, 685-692
 - descriptive statistics, 472-477
 - distributions and, 472-474
 - of experimental data, 432
 - exploratory data analysis (EDA), 307, 486-498
 - multivariate; *see* Multivariate analysis
 - research process and, 487
- Data collection, 87, 663
 - communication approach to, 320
 - in cyberspace, 126-128
 - method of, 147-149
 - observation approach to, 402-403, 413-414
 - research process and, 319-321
 - sampling and, 180
 - selection of method, 403
- Data editor, 486
- Data entry, 466-472, 486
 - formats for, 470-472
 - methods of, 466-470
- Data field, 471
- Data files, 471
- Data marts, 300
- Data mining, 6, 79, 301
 - defined, 301
 - ethical issues in, 127
 - evolution of, 301-302
 - management research uses for, 302-304
 - pattern discovery, 302-303
 - predicting trends and behaviors by, 303
 - process of, 307-309
 - sample applications, 304
 - techniques for, 303-307
- Data preparation, 454-455
 - coding, 456-466
 - closed questions, 459-460
 - codebook construction and, 457-459
 - content analysis and, 460-463
 - don't know (DK) responses, 464-466
 - open-ended questions, 460
 - rules for, 456-457
 - editing data, 455-456
 - central editing, 456
 - field editing, 455
 - entering data, 466-472
 - formats for, 470-472
 - methods of, 466-470
 - open-ended questions, 460

- Data sources, World Wide Web; *see* World Wide Web
- Data types, 222–229
 instrument design and, 360
 interval data, 227–228
 nominal data, 222–225
 ratio data, 228–229
- Data visualization, 305, 486, 491
- Data warehouse, 6, 300, 472
- Database searching, 287–290
 advanced searching, 288–290
 basic searching, 289
 Boolean logic, 289–290
 constructing search query, 288–289
 limiters, 289
 retrieve articles, 290
 save results, 290
- Databases, 470–471
 bibliographic, 287–288, 665, 667
 company database strip-mining, 79
 internal databases, 6
 searching, 287–290
 selection of, 288
- Debriefing, 123–125
- Deception, 121–123
- Decision-driven research, 22–23
- Decision flow diagram, 782–783
- Decision making
 complex environment/risk of, 6
 scientific approach and, 5, 14–19
 under conditions of
 certainty/uncertainty, 781–782
- Decision rule, 84
- Decision theory, 84
- Decision theory problem, 781–786
 conditions of certainty, 781
 conditions of uncertainty, 781–782
 contribution of research to, 783–785
 decision flow diagram and, 782–783
 imperfect information, 785–786
 pragmatic complications and, 786
- Decision tree models, 306,
 532–533, 783
- Decision variable, 84
- Deduction, 36–37, 520
- Definitions
 circular, 45
 operational, 45–47
- Degrees of freedom, 628
- Delayed equivalent testing, 239
- Deming, W. Edwards, 498
- Dendrogram, 642
- Department of Health and Human Services (HHS), 134
- Departmental budgeting, 82
- Dependency, 611
- Dependency techniques, 613–635
 conjoint analysis, 631–635
 discriminant analysis, 618–619
 LISREL, 623–630
- MANOVA, 619–623
 multiple regression, 613–617
- Dependent variable (DV), 47–48, 166, 425, 625
- Descriptive hypothesis, 50–51
- Descriptive models, 55
- Descriptive statistics, 455, 474
- Descriptive studies, 10, 149, 161–162
 research design and, 161–162
- Design strategies; *see also* Instrument design strategy; Research design
 for experimentation, 435–444
 for sampling, 82
- Design symbols, 436
- Detail-oriented, 413
- Determination coefficient, 575, 589–590
- Deterministic model, 583
- Dewey, John, 38
- Diaries, 347
- Dichotomous questions, 377, 381
- Dichotomous response strategy, 377
- Dichotomous scale, 253
- Dichotomous selection, 376
- Dichotomous variables, 47
- Dictionaries, 283
- Difference, 569
- Dilemmas, management dilemma, 5, 9, 66, 281, 357–358
- Dimensional measures, 476
- Direct Marketing Association, 133
- Direct observation, 406–407
- Direction (of relationship), 570
- Directional test, 524
- Directories, 284, 291–293
- Discordant pairs, 597
- Discrete variables, 47
- Discriminant analysis, 611, 618–619
- Discriminant validity, 234
- Disguised question, 362
- Dispersion, 475
- Disposition, defined, 167
- Disposition-behavior relationships, 166–167
- Disproportionate sampling, 195
- Distributions, 472–474
 characteristics of, 472
 describing, 472–474
 measures of location, 474–475
 measures of shape, 476–477
 measures of spread, 475–476
- Document analysis, 152
- Don't know (DK) responses, 464–466
- Double-barreled questions, 366
- Double blind, 429
- Double movement of reflective thought, 38–40
- Double sampling, 198–199
- Dow Jones Interactive, 287
- Doyle, Arthur Conan, 36
- Draft plan, 96
- Drop-off delivery, 344–345
- Dummy variables, 614
- Dynamic, 55
- Dynamic models, 55
- E**
- Economy of measurement process, 240
- EDA; *see* Exploratory data analysis
- Editing data, 455–456
 central editing, 456
 field editing, 455
- Eigenvalues, 636
- 80/20 rule, 503
- Electronic sources, citing of, 668–669
- Element, 625
- Element selection, sampling, 184
- Empirical, 13
- Empiricism, 33
 scientific method and, 35
- Encyclopedias, 283
- Endogenous constructs, 626
- Environment
 experimental, 429
 research, 150
- Environmental control, 429
- Environmental observation
 checklist, 416
- Environmental scanning, 149
- Equal-appearing interval scale, 261
- Equivalence, 238–239
- Erosion, 417
- Error, 547
- Error term, 583
- Errors
 instrument distortion, 230–231
 interviewer and, 333–334
 measurement, 229–231
 measurer and, 230
 nonresponse, 332
 rating scales, 256–257
 respondent and, 229, 333
 response, 333
 sampling, 181–182
 situational factors, 230
 Type I, 525–527
 Type II, 525, 527–529
- Estimation, 305–306
- Ethical research, 16–17
- Ethics in business research, 120–131
 assistants, 131
 case example of, 131–132
 defining, 120
 professional standards and, 133–134
 research process and, 122
 research team members, 130–131
 right to safety, 130
 resources for awareness of, 134–135
 sponsor and, 128–130
 confidentiality, 128
 nondisclosure, 128
 right to quality, 129

- treatment of participants, 121–128
 benefits disclosure, 121
 cyberspace research, 126–128
 debriefing, 123–125
 deception, 121–123
 informed consent, 123
 privacy rights, 125–126
- European Commission, Data Protection Directive, 128
- Evaluating
 research proposals, 111–113
 sources; *see* Source evaluation
 value of research information, 83–84
- Event sampling, 413
- Ex post facto design, 149
 causation and, 168–170
- Ex post facto evaluation, 83, 578
- Ex post facto research, 166
- Exclusion filters, 463
- Executive summary, 88, 101, 662
- Exhaustiveness, 457
- Existentialism, 33
- Exogenous constructs, 626
- Expected monetary value (EMV), 782
- Experience level, 413
- Experience survey, 153–155
 deviants and isolates, 154
 individuals in transition, 154
 insiders and outsiders, 154
 marginal/peripheral individuals, 154
 newcomers to the scene, 154
 pure cases, 154
- Experiment, 149
- Experimental environment, 429
- Experimental mortality, and internal validity, 433–434
- Experimental treatment, 428
- Experimentation, 424–444
 advantages and disadvantages of, 426–427
 causation and, 166–168
 definition of, 424–426
 design strategies for, 435–444
 field experiments, 443–444
 key to design symbols, 436
 pre-experimental designs, 435–437
 true experimental designs, 437–438
 steps for conducting, 427–432
 choosing design, 429
 controlling environment for, 429
 data analysis, 432
 pilot-testing, revising, and testing, 431–432
 selecting relevant variables, 427–428
 subject selection and assignment, 429–430
 treatment levels, 428
 validity in, 432–435
 external, 434–435
 internal, 432–434
- Expert interviewing, 152
- Expert system programs, 534
- Explanatory (causal) hypotheses, 51
- Explanatory study, 11
- Explicative models, 55
- Exploration, 72–76
 investigative questions, 75–76
 measurement questions and, 76
 research design and, 151–160
 research questions and, 73–74
- Exploratory data analysis (EDA), 307, 486–498, 627; *see also* Data analysis
 bar charts, 488–489
 boxplots, 492–495
 data mining, 307
 frequency table, 488
 histograms, 489–491
 stem-and-leaf displays, 491–492
 transformation, 496–498
- Exploratory research, 281
 objectives of, 281
 secondary data analysis, 281–282
- Exploratory studies, 98, 146, 151–160
 experience survey, 153–155
 focus groups, 155–157
 information search strategy, 280–281
 qualitative techniques, 151–152
 two-stage design, 160
- Exposition, 36
- Extemporaneous presentation, 695
- External proposals, 100
- External validity, 432, 434–435
- Extralingual behavior, 405
 interaction, 405
 temporal dimension, 405
 verbal stylistic dimension, 405
 vocal dimension, 405
- Extraneous variables (EV), 48–49
- F**
- F* ratio, 547
- F* test, 549, 589
- Facilities, research, 107
- Factor analysis, 234, 613, 635–640
 example of, 638–639
 interpretation of, 640
 method for, 635–637
- Factor levels, 631
- Factor scaling, 264–266
- Factorial design, 442
- Factoring, 252, 260
- Factors, 439, 631, 635
- Factual observation, 411
- Favored technique syndrome, 79
- Federal government documents; *see* Government information
- Federal Register* (1991), 133, 298
- FedStats, 299
- Fee-based services, 345
- Field conditions, 150
- Field editing, 455
- Field experiment, 443
- Field interviewers, 331
- Filter questions, 367
- Final proof, 672
- Findings nondisclosure, 128
- Fine-tuning, research question, 74–75
- Finite adjustment factor, 191
- Fisher exact test, 534
- Five-number summary, 492
- Fixed sum scale, 255–256
- Flesch Reading Ease Score, 671
- Flip charts, 698
- Focus groups, 155–157, 362
 advantages/disadvantages of, 157
 homogeneity within, 156
 online groups, 157
 recording, analysis, and reporting, 157
 telephone groups, 156–157
 videoconferencing groups, 157
- Follow-ups, 342
- Forced ranking scale, 258, 260
- Formal reviews, 111
- Formal study, 146
- Format, 287
- Forward selection, 615
- Fractal-based transformation, 305, 307
- Frame of reference, 371–372
- FranklinQuest, 35
- Free-response questions, 375–376, 381
- Freedom from bias, 233
- Frequency control, 202
- Frequency of response, 203
- Frequency table, 488
- Friedman two-way analysis of variance, 556
- Functional area budgeting, 82
- Funnel approach, 385–386
- Future trends
 predicting through data mining, 303
 in self-administered surveys, 345–346
 telephone interviews, 338–339
- Fuzzy logic, 305, 307
- G**
- Gamma, 596–597
- Gantt chart, 78, 98
- Garbology, 417
- Gatekeepers, 10
- A Gem of a Study (case), 704–706
- Generalization, 50
- Genetic algorithms, 305, 307
- Geo-graphics, 691–692
- Geographic Information Systems (GIS), 503–505, 692
- Glossary, in research proposal, 109
- Good research, 14–19
- Goodman and Kruskal's gamma, 597
- Goodman and Kruskal's tau, 595

- Goodness of fit, 588, 624, 628
 coefficient of determination, 589–590
F test, 589
t-test, 588–589
 testing of, 588–591
- Government information, 295–300
 laws, regulations, and court decisions, 298
 organization resources, 297–298
 selected sources, 297
 statistics, 298–300
- GPO Access, 298
- Grand mean, 547
- Graphic elements in reports, 686–692
 area (stratum or surface) charts, 689
 bar charts, 690–691
 geo-graphics, 691–692
 line graphs, 688–689
 pictographs, 691
 pie charts, 690
 3-D graphics, 692
- Graphic rating scale, 255–256
- Greek notation, 625–626
- Group time series design, 444
- Guillford's composite-standard method, 260
- H**
- Halo effect (error), 256–257
- Handbooks, 283
- Handout materials, 697
- Hawthorne effect, 151, 415
- Healthy Lifestyles (case), 712–713
- Histograms, 489–491, 691
- History, and internal validity, 432–433
- HiTech Engineering (case), 713–714
- Holdout sample, 617
- Homogeneous focus groups, 156
- Hotelling *T*², 622
- Hygiene factors, 445
- Hypothesis, 13, 41, 50, 428
 as adequate for its purpose, 53
 alternative hypothesis, 523
 as better than rivals, 53
 causal hypothesis, 51, 166–170
 checklist for strong, 53
 conditions for good hypothesis, 53
 correlational, 51–52
 descriptive, 50–51
 explanatory, 51
 null hypothesis, 523, 529
 operationalized, 428
 qualities of good, 53
 relational, 51
 role of, 52
 as testable, 53
 theory and, 54–55
- Hypothesis testing, 441, 521–530
 approaches to, 521
 logic of, 523–529
 probability (*p*) values, 530
- research process and, 521–522
- significance tests and, 529–556
 how to select, 532–534
k independent samples tests, 546–554
k related samples case, 554–556
 one-sample tests, 534–538
 two independent sample tests, 538–542
 two related samples tests, 542–546
 types of, 531–532
- statistical significance, 521–523
- testing procedures, 529
- Hypothetical constructs, 44
- I**
- Idealism, 33
- Ill-defined management problems, 80
- Imply the conclusion, 36
- In-depth interview, 152, 362
- Inaccessible households, 337
- Inaccurate telephone numbers, 337
- Independent variable (IV), 47–48, 166, 425, 506, 612–613, 625
- Indexes, 283
- Indirect observation, 407
- Induction, 37–40
- Inductive reasoning, 520
- Industrial experiments, 439
- Inferential observation, 411
- Inferential statistics, 520
- Informal reviews, 112
- Information
 knowable, limited-conscious-level, 363
 reluctantly shared, conscious-level, 363
 subconscious-level, 363–364
 willingly shared, conscious-level, 363
- Information Society*, 126
- Information sources
 bibliographic databases, 283, 287–288
 dictionaries, 283
 directories, 284
 encyclopedias, 283
 evaluation of; *see* Source evaluation
 government information, 295–300
 handbooks, 283
 indexes, 283
 levels of, 281–282
 primary sources, 282
 secondary sources, 282
 tertiary sources, 282–283
 types of, 283–284
 websites and web searches, 290–295
- Informed consent, 123–124
- Inquiring Minds Want to Know-Now! (case), 714–720
- Institute of Certified Financial Planners, 133
- Institute for Social Research, 532
- Institutional Review Boards (IRBs), 134
- Instructions, 386
- Instrument design strategy, 356
 communication approach, 360–361
 data type, 360
 disguised objectives and sponsors, 362–364
 drafting and refining, 382–391
 conclusion, 387
 instructions, 386
 introduction and screening, 383
 measurement question sequencing, 384
 question groups and transition, 386
- flowchart for, 357, 382
- internal validity and, 433
- management-research question
 hierarchy, 357–358
 overcoming problems with, 387–390
 preliminary analysis plan, 364
 pretesting of, 388–391
 projective techniques, 363
 question structure, 361–362
- Instrument error, 230
- Intact equivalent design, 444
- Interaction effect, 441
- Intercept, 581
- Intercept interview, 326
- Intercept studies, 339
- Intercept survey design, 327
- Interdependency techniques, 611, 635–646
 cluster analysis, 640–643
 factor analysis, 635–640
 multidimensional scaling, 643–646
- Interim evaluation method, 83
- Internal coalitions, 22
- Internal consistency, 239
- Internal data sources, 300–309
- Internal databases, 6
- Internal proposals, 100
- Internal validity, 432
- International Association for Financial Planning, 133
- Internet; *see also* World Wide Web
 citing information from, 668–669
 search engine, 291–293
 self-administered surveys, 345–346
- Internet service providers (ISP), 293
- Interpretation
 of correlations, 578–579
 of factor analysis, 640
 practicality of, 240
- Interquartile range (IQR), 475, 493
- Interrater reliability, 238
- Interrogation/communication study, 147
- Interval data, 223, 227–228
- Intervening variables (IVV), 49–50
- Interview schedules, 361
- Interviewer error, 333–334
- Interviewing technique, 326–332
 establishing rapport, 329–330
 gathering data, 330–331

- if participant is busy/away, 329
 introductory approach, 328–329
 probing styles, 330
 recording the interview, 331
 to increase respondent's
 receptiveness, 328
- Interviews**
 error in, 333–334
 in-depth interview, 362
 intercept, 326
 personal, 323–335
 advantages and disadvantages
 of, 324
 problems with, 332–335
 requirements for success,
 326–327
 techniques for, 326–332
 question structure and schedule, 361
 selection and training to conduct,
 331–332
 telephone, 335–339
 advantages and disadvantages of,
 335–337
 future trends in, 338–339
- Intranet, 156
 Introduction to reports, 662–663
 Investigative questions, 75–76, 357
 case example of, 76–78
 Item analysis, 252, 260
 Item analysis scaling, 262–263
- J**
 J. D. Powers and Associates, 18
 Job status, 22
 Jöreskog, Karl, 623
 Judgment sampling, 201
 Juran, J. M., 502
- K**
k independent samples tests, 546–554
 exploring findings with two-way
 ANOVA, 552–553
 Kruskal-Wallis test, 554, 816–817
 multiple comparison tests, 550–551
 nonparametric tests, 554
 parametric tests, 546–549
 a priori contrasts, 549
k related samples case, 554–556
 nonparametric tests, 556
 parametric tests, 554–556
k-samples case, 816–817
 Kendall's tau *b*, 596, 599
 Kendall's tau *c*, 596, 599
 Key word searches, 290
 Kinesics, 152
 Knowledge gap, 21–22
 Known-item searches, 294
 Kolmogorov-Smirnov (KS) test
 one sample test, 811–812
 two-sample test, 813–814
- Kruskal-Wallis test, 554, 816–817
 Kruskal's stress, 645
 Kuder-Richardson Formula 20 (KR20),
 237, 239
 Kuhn, Thomas, 41
 Kurtosis, 476
- L**
 Laboratory conditions, 150
 Lambda, 593
 Landon, Alfred, 181
 Large-scale studies, 98
 Latent variables, 623
 Latin square design, 441–442
 Law of Comparative Judgment, 260
 Leading question, 368
 Leaf, 492
 Least-squares line, 586
 Leniency (error), 256
 Leptokurtic, 472, 476
 Letter of transmittal, 658, 660–661
 Level of significance, 529
 Lexis-Nexis Universe, 287
 Likelihood Ratio, 542
 Likert scale, 253–254, 262
 Limitations, of research reports, 663–664
 Limiters, 289
 Line graphs, 688–689
 Linearity, 574
 Linguistic behavior, 405
 LISREL (linear structural relationships),
 612, 623–630
 basic assumptions of, 628
 example of, 629–630
 method of, 625–629
 symbols used in, 625–626
Literary Digest presidential election poll,
 181
 Literary style of thought, 33, 35
 Literature review, 101–102
 Literature search, 281
 Loadings, 636
 Long reports, 659–660
 Longitudinal studies, 149
 Lower control limit (LCL), 499
 Loyola Marymount University, 134
- M**
 McDonald's Tests Catfish Sandwich
 (case), 728
 McNemar test, 534, 544–545, 556
 Magnitude, 570
 Magnitude estimation scaling, 269
 Mail surveys, 339–340
 improving returns from, 342–343
 maximizing response from, 344–345
 Main effect, 441
 Management dilemmas, 5, 66, 357
 case examples, 9
 literature search and, 281
- Management questions, 69–79, 357
 adapting semantic differential scales
 in, 267
 categories of, 69–70
 exploratory studies of, 152
 generation and evaluation of solutions, 70
 instrument design strategy, 357–358
 nature of, 71
 purposes or objectives, 70
 sources of existing, 380–382
 troubleshooting or control situation, 70
 Management report, 659–660
 Management-research question hierarchy,
 66–76
 instrument design strategy, 357–358
 secondary sources for, 282
 Manager-researcher relationship, 21–23
 conflicts in, 21–22
 internal coalitions, 22
 job status, 22
 knowledge gap, 21–22
 management safeguards for, 23–24
 obligations in, 21
 researcher isolation, 22
 Mann-Whitney *U* test, 814–816
 MANOVA (multivariate analysis of
 variance), 619–623
 Mantel-Haenszel test, 542
 Mapping rules, 221, 223
 characteristics of, 223
 classification, 223
 distance, 223
 order, 223
 origin, 223
 Marginals, 505
 Market-basket analysis, 305–306
 Maslow, Abraham, 35
 Master Teacher Leadership (case), 720–725
 Match Wits with Jason on Sampling
 Theory (case), 725–728
 Matching, 168, 430
 Matrix, 625–626
 Maturation, and internal validity, 433
 Maximum criterion, 782
 Maximum likelihood estimation (MLE), 628
 Maximum rule, 782
 MDS; see Multidimensional scaling
 Mean, 206, 474
 Mean square, 547
 Meaning, 389
 Measurement, 221–240
 case example of, 241–243
 characteristics of sound, 221, 231–240
 practicality, 240
 reliability, 236–240
 validity, 231–236
 data types and, 222–229
 interval data, 227–228
 nominal data, 222–225
 ordinal data, 225–227

- Measurement—*Cont.*
 data types and—*Cont.*
 ratio data, 228–229
 error sources in, 229–231
 nature of, 221–222
- Measurement instrument, 109
- Measurement models, 624
- Measurement questions, 76, 357, 364–381
 content of, 364–369
 instrument design strategy, 382
 response strategies and, 373–376
 sequencing of, 384–385
 wording of, 369–370
- Measurement scales, 250–269, 532
 construction of, 252, 260–267
 data properties and, 251
 degree of preference, 251
 multidimensional scaling, 251
 nature of, 250–252
 number of dimensions, 251
 response form, 251
 scale selection, 250–252
 scaling defined, 250
 study objective, 251
 types of, 251
 unidimensional, 251
- Measurer error, 230
- Measures of association, 225
 bivariate correlation analysis, 570–579
 assumptions of r , 574
 computation and testing of r , 574–577
 correlation matrix, 577–578
 interpretation of correlations, 578–579
 Pearson's correlation coefficient, 570–571
 scatterplots, 571–574
 bivariate linear regression, 580–591
 basic model, 580–581
 as compared to regression, 580
 concept application, 581–583
 method of least squares, 584–587
 predictions, 587–588
 testing goodness of fit, 588–591
 nonparametric, 592–600
 chi-square-based measures, 592–593
 measures for nominal data, 592–596
 measures for ordinal data, 596–600
 proportional reduction in error (PRE), 593–596
- Measures of location, 474–475
- Measures of shape, 476–477
- Measures of spread, 475–476
- Median, 474
- Medical Laboratories (case), 728–729
- Megatrends, 460
- Memorandum reports, 658
- Memory decay, 367
- Mesokurtic, 472, 476
- Method of agreement, 163
- Method of authority, 33, 35
- Method of difference, 164
- Method of least squares, 584–587
- Metric measures, 613
- Midspread, 475
- Mill, John Stuart, 163
- Missing data, 472
- Mixed mode, 346
- Mode, 475
- Model, 42, 55
- Model development strategy, 624
- Modeling, 505
- Moderating variables (MV), 48
- Modification index, 629
- Moments, 476
- Monitoring, 147
- Monotonic trend, 193
- Monte Carlo simulation models, 55
- Mortality of experiments, 433–434
- Multicollinearity, 617
- Multidimensional analysis, 305
- Multidimensional scaling (MDS), 251, 268, 613
 as multivariate interdependency technique, 643–646
- Multimodal distribution, 475
- Multiphase sampling, 198
- Multiple choice, 376, 379
 multiple-response scale, 253–254
 single-response scale, 253–254
- Multiple-choice questions, 377, 378–379, 381
- Multiple-choice response strategy, 377
- Multiple classification analysis (MCA), 613
- Multiple comparison procedures (post hoc), 550–551
- Multiple questions, 366
- Multiple rating list scale, 255–256
- Multiple regression, 613–617
 example of, 614–617
 method of, 614
- Multivariate analysis, 611
 defined, 611
 dependency techniques, 613–635
 conjoint analysis, 631–635
 discriminant analysis, 618–619
 LISREL, 623–630
 MANOVA, 619–623
 multiple regression, 613–617
 interdependency techniques, 635–646
 cluster analysis, 640–643
 factor analysis, 635–640
 multidimensional scaling, 643–646
 selecting a technique for, 611–613
- Multivariate analysis of variance (MANOVA), 611, 619–623
- Multivariate scales, 260
- Mutual exclusivity, 457
- Mystery shoppers, 150–151
- ## N
- N*-way tables, 509
- National Association of Realtors, 133
- National Society of Professional Engineers, 133
- NCR: Teeing Up a New Strategic Direction (case), 730–745
- Negative canon of agreement, 164
- Negative or left skewed distribution, 472
- Negative leniency, 256
- Neural networks, 305–306
- Neutral questions, 385
- Nominal data, 223–225
 measures for, 592–596
- Nominal variable displays, 489
- Nonbehavioral observation, 402, 404
- Noncollaborative pretests, 391
- Noncontact rate, 336
- Nondirectional test, 524
- Nondisclosure rights, 128
 findings, 128
 purpose, 128
 sponsors and, 128
- Nonequivalent control group design, 443–444
- Nonfunctioning telephone numbers, 337
- Nonlinear transformations, 497
- Nonmetric measures, 613
- Nonparametric measures of association, 592–600
 chi-square-based measures, 592–593
 measures for nominal data, 592–596
 measures for ordinal data, 596–600
 proportional reduction in error (PRE), 593–596
- Nonparametric significance tests, 531–532, 811–817
k-samples case, 816–817
 Kruskal-Wallis test, 816–817
- Kolmogorov-Smirnov (KS) test, 811–812
- other tests, 816
- two-samples case, 812–816
 Kolmogorov-Smirnov (KS) two-samples test, 813–814
 Mann-Whitney *U* test, 814–816
 other tests, 816
 sign test, 812
 Wilcoxon matched-pairs test, 812–813
- Nonpreference evaluation, 251
- Nonprobability sampling, 183–184, 198–203
 methods of, 200–201
 practical considerations, 200
- Nonresistant statistics, 493
- Nonresponse error, 332

- Nonverbal behavior, 404
 Normal curve (distribution), 204–205
 Normal probability plot, 532
 Np-charts, 499
 Null hypothesis, 523, 529
 Numeric code, 456
 Numerical scale, 254, 256
 Nuremberg Code, 134
- O**
- Objective space, 644
 Objectives
 in research proposal, 101
 response strategy choice, 373–375
 in written reports, 662
 Objectivity, 368
 Objects, 222
 Observation, 402
 behavioral, 402, 404–405
 concealment of, 407–408
 direct, 406–407
 factual vs. inferential, 411–412
 indirect, 407
 nonbehavioral, 402, 404
 participation, 409
 simple, 409
 systematic, 409
 Observational checklist, 410
 Observational studies
 advantages and disadvantages of, 405–406
 classification of, 409–410
 conducting, 409–414
 content specification for, 411–412
 data collection in, 402–403
 observer-subject relationship, 406–409
 research process and, 401
 selecting an approach, 403
 types of, 409–410
 unobtrusive measures in, 415–417
 uses of, 400–403
 Observed significance level, 544
 Observer drift, 413
 Observer-subject relationship, 406–409
 One-group pretest-post-test design, 436
 100% questions, 299
 One-sample tests, 534–538
 chi-square test, 536–538
 Kolmogorov-Smirnov (KS) test, 811–812
 Kruskal-Wallis test, 816–817
 nonparametric tests, 536
 parametric tests, 535–536
 One-shot case study, 435
 One-tail test, 524
 One-way analysis of variance, 546
 Online analytical processing (OLAP)
 tools, 305
 Online focus groups, 157
- Open-ended questions, 362, 373–375, 460
 coding, 460
 content analysis for, 460–463
 Open-ended response, 373
 Operational definitions, 45–47
 Operationalized hypothesis, 428
 Opinion, untested, 34
 Optical character recognition, 467
 Optical mark recognition (OMR), 467–468, 486
 Optical scanning, 467
 Option analysis, 84
 Oral presentations, 692–699
 audiovisuals (AV), 694–695, 697–699
 delivery, 696–697
 physical characteristics for, 696–697
 preparation, 693–696
 speaker problems, 696–697
 vocal characteristics for, 696
 Order condition, 628
 Order-of-presentation effects, 239
 Ordinal data, 223, 225–227
 measures for, 596–600
 Ordinal measures, 596–600
 gamma, 596–597
 Somer's *d*, 596, 599
 Spearman's rho, 596, 599
 tau *b*, 599
 tau *c*, 599
 Ordinary least squares (OLS), 628
 Outliers, 494, 502
 Outlines for report, 666–667
 Outsourcing survey services, 347
 Overdue Bills (case), 746
 Overhead transparencies, 698
- P**
- P-chart, 499, 502
p (probability) values, 530
 Pace of writing, 671
 Paired-comparison scale, 257–259, 376
 Panels, 149, 347
 Parallel forms, 237
 Parametric tests, 531–532, 538–540
 k independent samples tests, 546–549
 k related samples case, 554–556
 one-sample tests, 535–536
 two independent samples tests, 538–540
 two related samples tests, 543–544
 Pareto diagram, 502–503
 Part-worths (utility scores), 631
 Participant-initiated error, 333
 Participant interest, 389
 Participant motivation, 322
 Participant observation, 152, 409
 Participants
 benefits disclosure for, 121
 blind subjects, 429
 building rapport with, 387
 cyberspace research and, 126–128
 debriefing of, 123–125
 deception of, 121–125
 discernment of disguised purpose, 238
 as error sources, 333
 ethical treatment of, 121–128
 informed consent by, 123
 motivation of, 327–328
 nonresponse error, 332
 perceptions of, 151
 presumed knowledge of, 367
 pretesting and, 390–391
 privacy rights, 125–126
 response error, 333
 telephone interviews and, 338
 Path analysis, 614
 Path diagram, 625–627
 Path model, 624
 Pattern discovery, 302–303
PC Magazine, 345
 Pearson's chi-square, 542
 Pearson's correlation coefficient, 570–571, 600
 Pearson's *r*, 574–575, 634
 Peer review, 286
 Percentages, use of, 506–507
 Perception, 151
 Performance Evaluation (case), 746–748
 Periodicity, 193, 502
 Personal interviews, 325–335
 advantages and disadvantages of, 324
 evaluation of, 325–326
 problems with, 332–335
 requirements for success, 326–327
 techniques for, 326–332
 Personalization, 342, 372–373
 Phi, 593
 Physical condition analysis, 402, 404
 Physical presence bias, 334
 Physical process analysis, 402
 Physical traces, 417
 Pictograph, 691
 Pie charts, 488–489, 690
 Pilot testing, 86–87, 431–432
 Platykurtic, 472, 476
 Point estimate, 203
 Point-of-sale terminals, 347
 Point prediction, 588
 Politically motivated research, 80
 Population, 179
 defining for sampling, 186
 parameters of interest in, 186–187
 sampling frame and, 188–189
 Population correlation, 570
 Population distribution, 206
 Population element, 179–180
 Population parameters, 186
 Population portion of incidence, 187
 Population sampling, 188–189

- Portal, 293
 Positive leniency, 257
 Positive or right skewed distribution, 472
 Post hoc fallacy, 170
 Post-test-only control group design, 438
 Posterior distribution, 521
 Posterior probabilities, 784
 Postulation, 33
 Postulation style of thinking, 35–36
 Power of the test, 528
 Power transformations, 497
 Practical significance, 523
 Practicality, 231
 Practicality of measurement, 240
 Pre-experimental designs, 435–437
 Precision, 366
 Precision control, 202
 Precision of estimate, 181–182
 Precoding, 459
 Prediction band, 588
 Predictions, 588–589
 - bivariate linear regression and, 587–588
 - data mining and, 303
 Predictive study, 12
 Predictive validity, 233
 Prefatory items, 660–662
 Preference measurement, 251
 Preliminary notification, 342
 Presentation
 - of oral reports; *see* Oral presentations
 - of written reports, 672–673
 Presumed knowledge, 367
 Pretest-post-test control group design, 438
 Pretesting, 86, 377, 388–389, 431; *see also* Testing
 - options for, 390–391
 Primacy effect, 378
 Primary data, 87, 152
 Primary sources, 282
 Principal components analysis, 635
 Prior evaluation method, 83
 Privacy Act (1974), 134
 Privacy Protection Act (1980), 134
 Privacy rights, 125–126
 Probabilistic model, 583
 Probability plots, 533
 Probability sampling, 183
 - cluster, 196–198
 - comparison of types of, 199
 - complex sampling, 192–198
 - concepts relevant of, 203–210
 - cost of, 191–192
 - double sampling, 198
 - parameters for, 186–187
 - proportionate vs. disproportionate, 195
 - relevant population for, 186
 - sampling frame, 188–189
 - size of sample, 190–191
 - steps in designing, 184
 - stratified random sampling, 193–195
 - systematic sampling, 192–193
 - type of samples, 190
 Probability values (*p* values), 530
 Probing, 330
 Problem statement, 101, 662
 Process (activity) analysis, 404
 Professional standards for researcher, 133–134
 Project management, 107–109
 Projection, 505
 Projective techniques, 152, 363
 Proof, 36
 Properties, 222
 Property, defined, 167
 Property-behavior relationships, 166–167
 Property-disposition relationships, 166–167
 Proportional reduction in error (PRE), 593–597
 Proportionate stratified sampling, 195
 Proposals, 84–86; *see also* Request for proposal
 - appendixes, 109
 - bibliographies, 109
 - budget for, 104–106
 - case example of, 110–111
 - complexity of, 98
 - content of, 85–86
 - data analysis, 102–104
 - development of, 97
 - evaluation of, 111–113
 - facilities and special resources, 107
 - importance/benefits of study, 102
 - modules for building, 99–100
 - nature and form of results, 103
 - process of, 85
 - project management, 107–109
 - purpose of, 96
 - qualifications of researchers, 103–104
 - researcher benefits, 97–98
 - schedule and, 106
 - solicited proposal, 100
 - sponsor uses of, 96–97
 - structuring of, 101–109
 - types of, 98–100
 - unsolicited, 100
 Propositional units, 461
 Propositions, 50
 Prospectus, 96
 Proxemics, 152, 405
 Proximity, 268
 Psychological testing, 152
 Public laws, 298
 Published data, 72
 Pure research, 12
 Purpose nondisclosure, 128
 Purpose of source, 284
 Purpose of studies
 - disguising, 362–364
 - nondisclosure of, 128
 Purposive sampling, 201
Q
 Q-analysis, 641
 Qualifications, researcher, 103–104
 Qualitative techniques, 151–152
 - exploratory studies, 151–152
 - secondary data analysis, 152–153
 Quartile deviation, 476
 Quasi-experiment, 443
 Question transformation, 389
 Questionnaire length, 342
 Questions; *see also* Research questions
 - branched, 384
 - buffer, 385
 - content of, 364–369
 - crystallization of, 146–147
 - dichotomous, 377
 - disguised, 362
 - double-barreled, 366
 - filter, 367
 - free-response, 375
 - ill-defined, 80
 - investigative questions, 75–76, 359
 - leading, 368
 - management; *see* Management questions
 - measurement; *see* Measurement questions
 - multiple, 366
 - multiple-choice, 376, 379
 - open-ended, 373–375
 - ranking, 379–380
 - rating, 379
 - sequencing of, 384–386, 389–390
 - sources of existing, 380–382
 - unresearchable questions, 80
 - wording of, 369–370
 Quota matrix, 430
 Quota sampling, 201
R
r
 - assumptions of, 574
 - computation and testing of, 574–577
 - testing significance of, 576–577
 R-charts, 499–501
 Ramada Demonstrates Its Personal Best (case), 748–750
 Random assignment, 166, 430
 Random dialing procedures, 337
 Random numbers table, 829
 Random samples, 185, 193, 204
 Random selection, 183
 Randomization, 168
 Randomized block design, 440–441
 Range, 475

- Rank condition, 628
 Rank ordering, 381
 Ranking question, 376, 379
 Ranking scale, 251, 257-260
 examples of, 258
 Ranking strategy, 379
 Rapport, 387
 Rasch models, 269
 Rathje, William, 417
 Rating questions, 376, 379, 381
 Rating scales, 251, 253-256
 alternative scales, 253-256
 errors of, 256-257
 examples of, 252-256
 multiple choice, multiple-response scale, 253
 multiple choice, single-response scale, 253
 number of scale points, 252-253
 sample of, 254-255
 Ratio data, 223, 228-229
 Rationalism, 33-34
 Reactivity response, 415, 434
 Readability indexes, 671
 Reasoning process, 36-40
 deduction and, 36-37
 double movement of reflective thought and, 38-40
 induction and, 37-38
 scientific method and, 40
 Recall, 367
 Recency effect, 378
 Reciprocal relationship, 165-166
 Recommendations in report, 665
 Record, 471
 Record analysis, 402, 404
 Recording interviews, 331
 Reference sources, printed and electronic
 resource title list, 768-780
 Referential units, 461
 Reflective thought, 38; *see also* Thought process
 scientific method and, 40
 Refusal rate, 336
 Region of acceptance, 527
 Region of rejection, 527
 Regression analysis, as compared to
 bivariate linear correlations, 580
 Regression coefficients, 581
 intercept, 581
 slope, 581
 Regression line, 585
 Relational hypothesis, 51, 569
 Relationship between variables; *see*
 Measures of association
 Relevant criterion, 233
 Reliability, 231, 236-240
 equivalence and, 238-239
 estimates of, 237
 improving, 239-240
 internal consistency and, 239
 stability and, 238
 summary of, 237
 Repeat-measures ANOVA, 554
 Replication, 427
 Reporting study, 10
 Reports
 components of, 660-665
 appendixes, 665
 bibliography, 665, 667
 conclusions, 665
 findings, 664
 introduction, 662-663
 methodology, 663-664
 prefatory items, 660-662
 long reports, 659-660
 oral presentations, 692-699
 audiovisuals (AV), 697-699
 delivery, 696-697
 physical characteristics for, 696-697
 preparation, 693-696
 speaker problems, 696-697
 vocal characteristics for, 696
 presentation of statistics in, 685-692
 control charts, 498-503
 graphics, 686-692
 semitabular presentation, 685
 tabular presentation, 685-686
 text presentation, 685
 process of writing, 665-672
 presentation considerations, 672-673
 prewriting concerns, 665-667
 writing the draft, 667-670
 sample term project, 803-810
 short reports, 658-659
 written, 658-660
 components of, 660-665
 long reports, 659-660
 process for creating, 665-672
 short reports, 658-659
 Representation, sampling and, 183-184
 Request for application (RFA), 788
 Request for information (RFI), 789
 Request for proposal (RFP), 97, 100, 112, 347, 788-790; *see also*
 Proposals
 conclusion, 790
 contracts and license, 790
 effectiveness of, 788-789
 management section, 790
 organization and content of, 789-790
 pricing section, 790
 proposal administration, 789
 sample external proposal, 791-802
 summary statement, 789
 technical section, 790
 Request for recommendation (RFR), 788
 Research; *see also* Business research
 applied vs. basic, 12-13
 defined, 5, 7
 definitions used in, 45-47
 good research, defined, 14-19
 management safeguards for, 23-24
 as problem-solving based, 12-14
 reasons for studying, 5-7
 scientific method and, 14-19
 solving management problems using, 5-7
 case examples, 7-9
 management dilemmas, 9
 types of studies, 10-12
 styles of thinking and, 32-36
 theory and, 54-55
 trends in, 23-24
 types of studies, 10-12
 value of acquiring skills in, 19-20
 valuing information gained from, 83-84
 variables used in, 47
 when to avoid, 22-23
 Research companies, 20
 Research design, 81, 102, 146, 663; *see also*
 Instrument design strategy
 causal studies and, 162-170
 causal relationship, 165-166
 concept of causation, 163-164
 testing causal hypotheses, 166-168
 classification of, 146-151
 cluster sampling, 196-198
 defining, 146
 descriptive studies, 161-162
 descriptors of, 149
 exploratory studies and, 151-152
 experience survey, 153-155
 focus groups, 155-157
 qualitative techniques, 151-152
 secondary data analysis, 152-153
 two-stage design, 160
 Research environment, 150
 Research information, valuing of, 83-84
 Research objectives, 101, 662; *see also*
 Objectives
 Research process, 64-65
 analysis and interpretation in, 87-88
 data analysis and, 487
 data collection in, 87
 designing the study, 81
 ethical issues; *see* Ethics in business research
 exploration in, 72-76
 investigation questions, 75-76
 measurement questions, 76
 research question, 73-74
 hypothesis testing and, 521-522
 management dilemma and, 66
 management-research question hierarchy, 66-76

- Research process—*Cont.*
 observation and, 401
 pilot testing in, 86–87
 problems encountered in, 79–80
 reporting the results of, 88
 resource allocation and budgets in,
 82–83
 sampling design in, 82
 sequential diagram of, 65
- Research proposal; *see* Proposals
- Research questions, 357; *see also*
 Questions
 case example of, 76–78
 crystallization of, 146–147
 disguising the purpose of, 362–364
 exploration and, 73–74
 fine-tuning, 74–75
 formulation of, 67–69
 instrument design strategy and,
 361–362, 382
 management questions and, 69–70
- Research reports; *see also* Reports
 executive summary, 88
 implementation strategies, 88
 overview of research, 88
 technical appendix, 88
- Research skills, 19–20
- Research variable, 10
- Researcher
 control of variables, 149
 errors and, 230
 ethical responsibility of, 130–131
 qualifications of, 103–104
- Researcher isolation, 22
- Researcher pretesting, 390
- Residual, 585
- Resistance, 492
- Resistant statistics, 492
- Resources
 allocation of, 82–83
 specifying need for, 107
- Respondent errors, 229
- Respondent-initiated error, 333
- Respondents; *see* Participants
- Response, defined, 167
- Response error, 333
- Response form, 251
- Response strategies
 characteristics of, 381
 examples of, 376–380
 illustration of, 376–380
 situational determinants of, 373–375
 sources of existing questions, 380–382
- Retailers Unhappy with Displays from
 Manufacturers (case), 750–751
- Right to privacy, 125–126, 134
- Right to quality, 129
- Right to safety, 130
- Robots (spiders), 292–293
- Roosevelt, Franklin D., 181
- Rotation, 637
- Rubbergate (case), 751–752
- Rule-of-thumb budgeting, 82
- Runs, 502
- S**
- S-charts, 499, 502
- S-stress, 645
- Safety of team members, 130
- Sample, data mining, 307
- Sample size, 209
- Sample statistics, 186
- Samples, 82
 types and size of, 190–191, 209
- Sampling, 179–203
 census compared to, 181
 designing a process for, 82
 event, 413
 nature of, 179–184
 nonprobability, 183–184, 198–203
 methods of, 200–201
 practical considerations, 200
 probability, 183
 cluster, 196–198
 comparison of types of, 199
 cost of, 191–192
 double, 198
 parameters for, 186–187
 proportionate vs. disproportionate,
 195
 relevant population for, 186
 sampling frame, 188–189
 size of sample, 190–191
 steps in designing, 184
 stratified, 193–195
 systematic, 192–193
 types of sample, 190
 random sample, 193
 reasons for, 179–181
 techniques for, 182–184
 time, 413
 validity of, 181–182
- Sampling design, 82, 663
 steps in, 184
 types of, 182–184
- Sampling error, 181–182
- Sampling frame, 188–189
- Scales
 arbitrary, 260–261
 consensus, 261–262
 cumulative, 263–264
 factor, 264–266
 item analysis, 262–263
 ranking, 257–260
 rating, 252–257
- Scaling
 advanced techniques, 268–269
 construction techniques, 252, 260–267
 advanced techniques, 268–269
 arbitrary scales, 252
 consensus scaling, 252
 cumulative scales, 252
 factoring and, 252
 item analysis, 252
 defined, 250
 multidimensional, 251, 268, 613,
 643–646
 response form, 251
 response methods, 252–260
 categorization, 251
 ranking scales, 257–260
 rating scales, 252–257
 scale selection, 250–252
- Scalogram, 263
- Scanners, 347
- Scatterplots, 571–574
- Schedule for research project, 106
- Scientific attitude, 40–41
- Scientific method, 33, 35
 characteristics of, 14–19
 adequate analysis, 17
 conclusions justified, 17
 defined purpose, 14–15
 design planned, 16
 ethical standards of, 16–17
 findings presented
 unambiguously, 17
 limitations revealed, 17
 process detailed, 16
 researcher's experience reflected,
 17–19
 empiricism and, 35
 good research and, 14
 reflective thought and, 40
- Scope, 284
- Screen question, 367
- Screening procedures, 188
- Search engines, 291–293
- Search query, 288
- Search statement, 288
- Searching; *see* Database searching
- Secondary data, 87, 152
 analysis by qualitative techniques,
 152–153
 research process and, 280–281
- Secondary literature, 282
- Secondary sources, 282
- Selection, and internal validity, 433
- Selective perception, 32
- Self-administered questionnaire, 339
- Self-administered surveys, 339–346
 advantages and disadvantages
 of, 324
 anonymity, 341
 consideration for, 341
 costs, 341
 future trends in, 345–346
 improving returns, 342–343
 mail surveys, 339–340
 maximizing mail surveys, 344–345

- nonresponse error, 342-343
 sample accessibility, 341
 software programs for, 345
 topic coverage, 341*
- Self-evident truth, 33-34
- Self-selected experimental group design, 444
- Semantic differential scales, 253-254, 265
 adapting to management questions, 267
- Semantic space, 253
- Semi-experiment, 443
- Semitabular presentation, 685
- Sensitive information, 369
- Sentence outline, 666
- Separate sample pretest-post-test design, 444
- Sequence-based analysis, 305, 307
- Sequencing of questions, 384-386, 389-390
- Sequential sampling, 198
- The Seven Habits of Highly Successful People* (Covey), 35
- Shared vocabulary issues, 370-371
- Shewhart, Walter, 498
- Short reports, 658-659
- The Sign of the Four* (Doyle), 36
- Sign test, 812
- Significance tests, 225, 530-556
 how to select, 532-534
k independent samples tests, 546-549
 a priori contrasts, 549
 exploring findings with two-way ANOVA, 552-553
 multiple comparison tests, 550-551
 nonparametric tests, 554
 parametric tests, 546-549
k related samples case, 554-556
 nonparametric tests, 556
 parametric tests, 554-556
 one-sample tests, 534-538
 chi-square test, 536-538
 nonparametric tests, 536
 parametric tests, 535-536
 two independent samples tests, 538-542
 nonparametric tests, 540-542
 parametric tests, 538-540
 two related samples, 542-546
 nonparametric tests, 546
 parametric tests, 543-544
 types of, 531-532
- Simple category scale, 253-254
- Simple cluster sampling, 198
- Simple observation, 409
- Simple random sample, 184, 199
- Simulation models, 55
- Simulations, 150
- Single dimension, 457
- Situational factors
 as error sources, 230
 response strategies, 373-375
- Size of sample, 209
- Skewness, 472, 476
- Skip instructions, 390
- Skip patterns, 390
- Slides, 698
- Slope, 581
- Small-scale studies/proposals, 98, 100, 112
- Smith, Hyrum, 35
- Snowball sampling, 202-203
- Society of Competitive Intelligence Professionals, 133
- Society for Human Resource Management, 133
- Solicited proposal, 100
- Somer's *d*, 596, 599
- Source evaluation, 284
 audience, 286-287
 authority of source, 284-286
 format, 287
 purpose of source, 284-285
 scope of source, 284-286
- Spatial relationships, 405
- Speaker problems, 696-697
- Spearman-Brown correction formula, 239
- Spearman's rho, 596, 599
- Specification error, 625
- Split-ballot technique, 378
- Split-half technique, 237, 239
- Sponsor nondisclosure, 128
- Sponsors
 confidentiality rights of, 128
 ethics of, 128-130
 research proposals and, 96-97
 right to quality research, 129
- Spread-and-level plots, 497
- Spreadsheets, 471, 486
- Stability, 238
- Standard deviation, 475
- Standard error of estimate, 182
- Standard error of the mean, 203, 205, 526
- Standard normal distribution, 473
- Standard score (*Z score*), 496
- Standardized coefficients, 614
- Stapel scale, 255-256
- State Farm: Dangerous Intersections on the Road to Loss Prevention (case), 752-755
- Statement of intent, 96
- Static group comparison, 436-437
- Static models, 55
- Statistical Abstract of the United States*, 283, 298-299
- Statistical algorithms, 463
- Statistical packages, 509
- Statistical process control (SPC), 498
- Statistical regression, and internal validity, 433
- Statistical significance; *see also* Significance tests
 hypothesis testing and, 521-523; *see also* Hypothesis testing
- Statistical studies, 150
- Statistical tables, 818-829
 area of standard normal distribution, 819
 critical values of chi-square distribution, 821
 critical values of *D*
 in the Kolmogorov-Smirnov one-sample test, 823
 in the Kolmogorov-Smirnov two-samples test for large samples, 825
 critical values of *F* for alpha = .05, 828
 critical values of *KD* in the Kolmogorov-Smirnov two-samples test for small samples, 824
 critical values of *T*
 for given probability levels, 820
 in the Wilcoxon matched-pairs test, 822
 critical values of *U* in the Mann-Whitney Test, 826-827
 random numbers, 829
- Statistical testing procedures, 529
- Statistics
 Bayesian, 521
 classical statistics, 521
 descriptive statistics, 455, 474
 inferential statistics, 520
 nonresistant statistics, 493
 presenting in reports, 685-692
 control charts, 499-503
 graphic elements, 686-692
 semitabular presentation, 685
 tabular presentation, 685-686
 text presentation, 685
 resistant statistics, 492
 sample statistics, 186
- Stem-and-leaf displays, 491-492
- Stemming, 463
- Stepwise selection, 615
- Stimulus, defined, 167
- Stimulus-response relationships, 166-167
- Stratified random sampling, 193-195, 199
 disproportionate, 195
 proportionate, 195
- Street ethnography, 152
- Stress index, 645
- Strictly confirmatory approach, 624
- Structural equation model (SEM), 623-624
- The Structure of Scientific Revolutions* (Kuhn), 41
- Structured questions, 362
- Structured response, 373
- Sturpel Division (case), 755-757
- Subjective space, 644
- Subjects' perceptions, 131
- Subjects in research studies; *see* Participants

- Substitution, 333
 Successive intervals, 260
 Sum-of-squares, 622
 Summated rating scale, 253
 Survey, 319
 Survey methods
 informed consent for, 124
 outsourcing of, 347
 personal interviews, 323–335
 problems with, 332–335
 requirements for success, 326–327
 techniques for, 326–332
 selecting, 346–347
 self-administered surveys, 339–346
 future trends in, 345–346
 improving returns, 342–343
 mail surveys, 339–340
 maximizing mail surveys,
 344–345
 telephone interviews, 335–339
 advantages and disadvantages of,
 335–337
 future trends in, 338–339
 Survey Research Center, University of
 Michigan, 335
 Survey sponsorship, 342
 Symmetrical relationship, 165–166
 Syntactical units, 461
 Systematic observation, 409
 Systematic sampling, 192–193, 199
 Systematic variance, 181
- T**
 t distribution, 535
 T-Shirt Designs (case), 760–762
 t -test, 535, 588–589
 Table-based analysis, 508–510
 Table of contents in reports, 662
 Tables; *see also* Statistical tables
 contingency, 506
 frequency, 488
 Tabular presentation, 685–686
 Target questions, 362
 Task budgeting, 83
 Tau, 595
 Tau b , 599
 Tau c , 599
 Team members, ethical responsibility for,
 130–131
 Technical appendix, 88
 Technical report, 659
 Telecommunications Act (1996), 337
 Telephone focus groups, 156–157
 Telephone interviews, 335–339
 advantages and disadvantages of, 324,
 335–337
 evaluation of, 335–338
 future trends in, 338–339
 trends in, 338–339
- Tertiary sources, 282–283
 Test-retest, 237–239
 Test unit, 439
 Testing; *see also* Hypothesis testing
 causal hypotheses, 166–168
 delayed equivalent, 239
 goodness of fit, 588–591
 internal validity and, 433
 pilot, 86, 431–432
 pretesting, 86, 377, 388–391, 431
 Text presentation of statistics, 685
 Thematic units, 461
 Theory, 54–55
 components and connections, 41–55
 defined, 54
 research and, 54–55
 Thought process
 deduction, 36–37
 double movement of reflective thought
 and, 38–40
 induction and, 37–38
 reasoning process and, 36–40
 scientific method, 40
 styles of, 32–36
 3-D graphics, 692
 Thurstone scale, 261
*Thurstone's Law of Comparative
 Judgment*, 226
 Time issues, research design and, 238
 Time sampling, 413
 Title page in reports, 661–662
 Tone of writing, 672
 Topic outline, 666
 Topic sensitivity, 238
 Topical scope, 150
 Total Design Method (TDM), 343
 Total Quality Management (TQM),
 79, 498
 Training of interviewers, 331–332
 Transformation, 496–498
 Treatment (factor), 547
 Treatment levels, 428
 Tree models, 305–306
 Trend-watching, 460
 Trends, 502; *see also* Future trends
 Trials (repeated measurements), 554
 Troubleshooting, 70
 True experimental designs, 437
 Two independent samples tests, 538–542
 nonparametric tests, 540–542
 parametric tests, 538–540
 Two related samples, 542–546
 nonparametric tests, 546
 parametric tests, 543–544
 Two-stage design, 160
 Two-tailed test, 524
 Two-way ANOVA, 552–553
 Type I error, 525–527
 Type II error, 525, 527–529
- U**
 U -chart, 499
 Unexpected change parameter, 629
 Unidimensional scale, 251
 U.S. Bureau of the Census, 299
 U.S. Code, 298
U.S. Government Manual, 297
 Universal Product Code (UPC), 469
 Unobtrusive measures, 413, 415–417
 Unresearchable questions, 80
 Unrestricted sample, 184
 Unsolicited proposal, 100
 Unstructured questions, 362
 Unstructured response, 373
 Unsupported assumptions, 371
 Untested opinion, 33–34
 Upper control limit (UCL), 499
 Utility scores (part-worths), 631
- V**
 Validity, 231–236
 construct, 234–236
 content validity, 231–233
 criterion-related, 233–234
 in experimentation, 432–435
 external, 434–435
 internal, 432–433
 pretesting and, 390
 of samples, 181–182
 Valuation of research information,
 83–84
 Value assessment
 methods for, 83–84
 research information, 83–84
 Variability, 475
 Variables, 41, 47–50
 continuous, 47
 control, 49
 correlation between, 234
 dependent, 47
 dichotomous, 47
 discrete, 47
 dummy, 614
 extraneous, 48–49
 independent, 47
 intervening, 49–50
 moderating, 48
 researcher control of, 149
 selection for experiments,
 427–428
 Variables data, 499
 Variance, 475
 Vector, 625
 Videoconferencing focus groups, 157
 Violence on TV (case), 762–763
 Visual aids, 697
 Voice mail, 338–339
 Voice recognition, 468

W

- Waste Paper (case), 764
- Web-based questionnaire, 345
- Web search engines, 291–292
- Weighting, 332–333
- Whiteboards, 697
- Wilcoxon matched-pairs test, 812–813
- Within-group variance, 547
- Wording of questions, 369–370
- Work plan, 96
- Workload Ratings (case), 765
- World Wide Web, 290–293
 - bibliographic search vs., 291
 - evaluation as information sources, 285
 - general business research sites, 296
 - government information and, 295–300
 - information sources and searches, 290–295
 - known-item searches, 294
 - as research venue, 340
 - search engines, 291–292
 - search process, 290–293

- selection of search engine or directory, 291–293
 - specific information on, 294–295
 - what searches, 295
 - where searches, 294–205
 - who searches, 294
- Written research report, 658–660
- components of, 660–665
 - appendixes, 665
 - bibliography, 665, 667
 - conclusions, 665
 - findings, 664
 - introduction, 662–663
 - methodology, 663–664
 - prefatory items, 660–662
 - long reports, 659–660
 - process of writing, 665–672
 - presentation considerations, 672–673
 - prewriting concerns, 665–667
 - writing the draft, 667–670

- sample term project, 803–810
- short reports, 658–659

X

- X-bar charts, 499, 501–502
- X-variables, 625, 627
- Xerox Abuses (case), 765–766

Y

- Y-variables, 625, 627
- Yates' correction for continuity, 541

Z

- Z distribution, 535
- Z matrix, 260
- Z score, 496
- Z test, 538
- Z value, 530